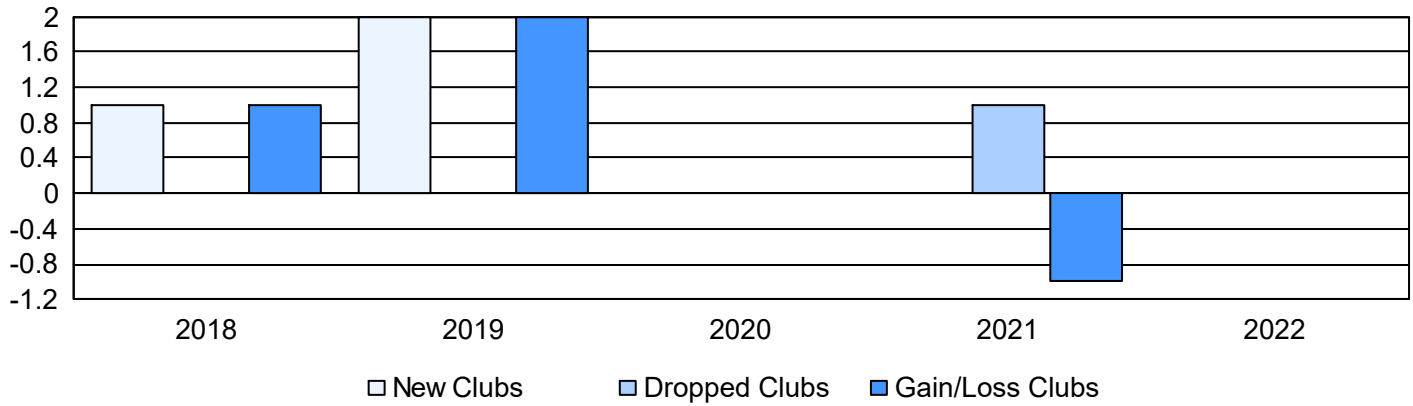
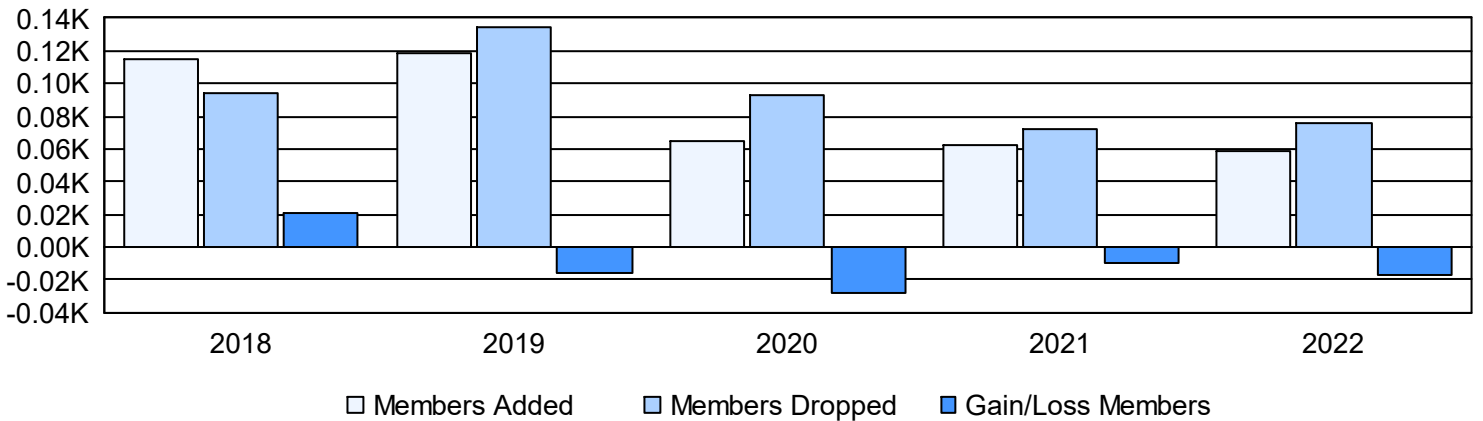


Year	New Clubs	Dropped Clubs	Gain/ Loss Clubs	New Members	Charter Members	Reinstate Members	Transfer Members	Total Member Added	Total Members Dropped	Gain/ Loss Members
2017-2018	1	0	1	82	32	0	1	115	94	21
2018-2019	2	0	2	70	46	1	2	119	135	-16
2019-2020	0	0	0	59	4	0	2	65	93	-28
2020-2021	0	1	-1	55	1	0	6	62	72	-10
2021-2022	0	0	0	59	0	0	0	59	76	-17
Average	1	0	0	65	17	0	2	84	94	-10

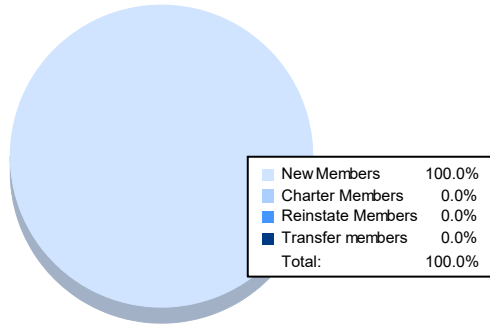
Clubs



Members



Membership Composition June 2022 Cumulative



Gender Composition June 2022 Cumulative

